

GCG Sunday School - 25 May 2025

Lesson Outline



Lesson: Comfort! Comfort!

Passage: Isaiah 40

Big Idea: The Lord surely comforts his people because of who he is.

Main Aim: Be comforted that The Lord can save us.

Key verses: Isaiah 40:1, 11, 12-16, 27-28

Please pray for the lesson preparation, that God's word would feed us and the children.

Laptop/tablet + speaker: Unless you are at the Greenwich service, you will need to bring a device to play any media. If needed, Jonny can provide a **laptop and Bluetooth speaker**. 😊

Additional resources: [Isaiah Overview talk: Training for Grace Group leaders](#)

Isaiah Overview

701BC is the key date for Isaiah: when the Assyrian army arrives at Jerusalem and is destroyed.

Chapters 1-35 The army is coming. It will destroy everything, but Jerusalem will be saved.

Chapters 36-39 These events happen. The army is destroyed at the gates of Jerusalem.

Chapters 40-66 The future will look a bit like the past:

Coming universal judgement, with those who trust in the Lord being saved.

Chapters 1-39 are written about the past, so that we'd trust the Lord for the future: chapters 40-66.

Passage Overview for leaders: (Lesson Overview on page 3)

Israelites stuck in exile. Life is hard. Has he forgotten us? Hear these words:

1. Comfort! *Isaiah 40:1-11*

Good news promised. The Lord is coming to save. Be comforted.

Really though? Can he actually comfort?

2. The Lord is King of all. *Isaiah 40:12-26*

Who taught him anything? Who else has spread the heavens like curtains? Or named the stars?

So what?

3. Don't say, "The Lord has forgotten us!" He hasn't! *Isaiah 40:27-31*

For them then

Be comforted. The Lord is King.

For us now

Same! He can comfort us even in the worst places. He hasn't forgotten us.

The Age Ranges

Sailors: Ages 3-6






Officers: Ages 7-11

CW (average age 4-5 years) - Prepare the lesson for **all ages**.

Then separate **Sailor** and **Officer** groups for **Heart & Hands** teaching.

GR and EC - Personalise **all material** for the Sailors or Officers.

Lesson Overview

Get Going ~3 min + Song	Bible Talk ~10 mins	Heart & Hands ~30 mins	Catechisms ~10 mins	Land the Lesson
				
Welcome & Pray Intro Idea Song	The Big Idea The Main Aim	Craft/ Worksheet Further teaching Memory verse	Practice Together	Recap Pray Extra Fun Time



Get Going

Welcome, Pray, Introduction idea & Song

At GR and EC the [Sailor Leader](#) will lead the “Get Going” section, by default.

Welcome and connect briefly with the children

- Ask a fun question, showing we're interested in their lives. Such as:
 - What's the best/ most fun thing you did yesterday/ this morning? Highlight/lowlight?
 - What was the tastiest food you ate? The smelliest thing you smelled?

Prayer by the leader

- Help us to listen carefully to what God has to say to us today, and to have fun.

Rules Reminder

- We listen to the leader.
- We love our neighbour.

Intro Idea - Introduces the theme of the passage with “Intro” Powerpoint slides.

- Ask the children - What gives us comfort?
 - When we can't sleep at night? Teddy.
 - When we're sad on the playground? Friends.
 - When we've hurt ourselves? Parent/ Carer.
 - When the Israelites went to Babylon? The Lord.
 - When no one else can comfort us? The Lord.

Link: Introduce the [Big Idea](#)


Sing - If needed, talk through the words and actions before singing.

God Speaks - [God Speaks - Emu Music \(with Lyrics\)](#)

With actions (A little too babyish for GR and EC): [God Speaks | All-Age Worship from All Souls](#)

GR & EC - Split into [Sailor](#) and [Officer](#) groups for the remainder of the session.

CW - Remain together.



Bible Talk

Teaching the Big Idea & Main Aim.

Using the ICB translation: International Children's Bible.

Available at: [Bible Gateway](#)

Keep it clear and snappy. Maybe come up with a catchphrase for the week.

Have a Bible open throughout to show that we're teaching from God's word, and not from our heads.

Think of ways to make the Bible talk engaging. Ideas are further down.

Key Verses - Isaiah 40:1, 11, 12-16, 27-28

Lesson Points - Arriving repeatedly at the Big Idea.

Intro: The Israelites are stuck in exile. Life is hard.

They feel sad. They feel like God has forgotten them. Has he?

God speaks:

1. Comfort!

Isaiah 40:1, 11

Explain Comfort:

God says, Don't worry. Don't feel sad. Everything is going to be ok.

Really though? The Israelites were in a far away land. Can God really comfort?

2. The Lord can comfort, because the Lord is King.

Isaiah 40:12-16

Who can..? Go through each one.

The answer is no one! No answer.

God can do whatever he wants. Whenever he wants. He's King.

So whatever might stop God from saving, that's nothing for him.

This is true comfort. From a God who can truly comfort.

If the Lord were a rubbish God, that would be no comfort at all.

But he's not! He reigns!

3. So don't say, "The Lord has forgotten us!" He hasn't!

Isaiah 40:27-28

The Israelites were saying that because life was hard.

But he hasn't. Trust in the Lord. He's in control. He will save.

We shouldn't say that either.

The Lord hasn't forgotten us. He reigns.

He will save us, even if we can't see how.

That is true comfort.

Brief application - The Main Aim expanded.


- **Sailors** State the Main Aim application and expand it a bit.
This is how it's right to think/ act/ talk/ feel.

For home/ school/ church.

- **Officers** Ask questions to arrive at the Main aim application.
How does this help us think/ act/ talk/ feel differently?
What about at home/ school/ church?

Teaching ideas - Ask Jonny if you'd like more ideas.

- In the Bible talk, I'd recommend using the teaching images to get the big points clear.
- Isaiah series picture. Find it laminated in the box. Use it to give an Isaiah overview each week: Isaiah is surrounded by people trusting in themselves, idols and money to save them. No! He says. Trust in the Lord alone to save you!



- Isaiah has a lot of picture language. Bring out the *images* and the *tone* by acting/storytelling: **You may want to source extra props, Jonny can help.**
Here are some ideas for scenes,
 1. Sad Israelites in exile.
 2. Bring kitchen scales, curtains, a bucket, a map of the world, a playmobile person (like a grasshopper). Act out weighing some sand/ spreading the curtains.
God does that with the sand of the earth, with the skies!
- Ask questions when teaching, adapting them for the children in your group, such as:
 1. What does God say? How would you feel if you heard this?
 2. What things can God do? What is God like?
 3. What are the Israelites scared about? What can we be scared about?
- **Sailors - More question ideas:** What noise/ smell do you think it made? How many stars did he see? Have you ever seen that before? How did he feel? What face would she have made?
- **Sailors - More teaching ideas:** Make actions to copy at certain points, act it out with costumes and scenery, go for a walk around the room, use Lego/Playmobile figures.
- **Officers - More question ideas:** Why do you think he did that? What did she get right/ wrong? What would you do in his situation?
- **Officers - More teaching ideas:** Act it out, have them draw scenes, shout out the best thing they see in the passage, make a puppet show using paper and card, go for a walk, use Lego.



Heart and Hands

More on the Big Idea & Main Aim with activities.

Table Activities - Craft or worksheet - Spares go to the Eltham service.

- **Sailors** *Craft.*
Cut, stick/fasten, colour. Chat about how it relates to the teaching point.
- **Officers** *Worksheet.*
This is a guided form of Bible study, to help them learn how Bible studies work.
The sheet progresses from easy questions, to harder questions.
Help them find answers in the Bible and think about the passage.

Further Teaching

An opportunity to reteach the same Big Idea & Main Aim with:

- Act out the passage/ recap main point using the craft/worksheet.
- Do a drama based on the Main Aim. For example, the children make up a drama about someone who used to be worried, but is now comforted because God knows them completely.
- Discuss application.

The New City
Catechism

for Kids



New City Catechism

Practice Together

What is this? [Tim Keller Introduces the New City Catechism](#)

Why do this? [Why We Should Catechize Our Children](#)

This week - Question 10.

- Open up the Catechism of the week.
Practice saying it with the children. Some might have learnt it at home to say it with less help.
Talk about difficult words and ideas.
- **Sailors** *Use Children's Mode and the songs to learn:*
 [Q1 What is Our Only Hope in Life and Death?](#)
- **Officers** *Use Children's Mode where necessary.*
You could make up a rhyme or rap to learn it.
Or make up a game of trying to remember it: In a circle, one word each.



Land the lesson

Bring everything together: Recap, prayer and game.

Recap - Use the craft/ worksheet to remind them of the Big Idea & Main Aim.

Pray - Encourage the children to pray with you about the Big Idea and Main Aim.
They could **thank/praise God** for it or **ask for help** in believing it.

- **Sailors** *You could suggest "Popcorn prayers" - really short prayers.*

Or “Arrow prayers”- We all shoot up like an arrow at the end.
Or you could try the idea we use with Officers.

- **Officers** You could pass an object, like a Bible, around the room.
When a child receives the Bible, they can choose to pray in their head or aloud.

Game idea - Feel free to play something different!

- **Sailors** Something fun, check the G-drive.
- **Officers** Something fun, check the G-drive.

Time fillers, Games and Music - Check the G-drive

- I often play something from: <https://www.youtube.com/@thebiggeststory>
- A Spotify playlist of Sunday School songs can be found in the Term Overview Document.

Sign out - Give each family a Take Home Sheet

- Sign out with Check-In.